
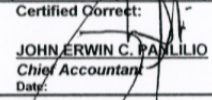
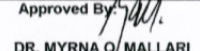


Particulars	UACS CODE	Appropriations			Allotments					Current Year Obligations					Current Year Disbursements					BALANCES		
		Authorized Appropriations	Adjustments (Transfer To /From, Realignment)	Adjusted Appropriations	Allotments Received	Adjustments (Withdrawal / Realignment)	Transfer To	Transfer From	Adjusted Total Allotments	1st Quarter Ending March 31	2nd Quarter Ending June 30	3rd Quarter Ending Sept. 30	4th Quarter Ending Dec. 31	Total	1st Quarter Ending March 31	2nd Quarter Ending June 30	3rd Quarter Ending Sept. 30	4th Quarter Ending Dec. 31	Total	Unreleased Appropriations	Unobligated Allotment	Unpaid Obligations Due and Demandable / Accounts Payable
1	2	3	4	5=[3+(-)4]	6	7	8	9	10=[(6+(-)7)-8+9]	11	12	13	14	15=(11+12+13+14)	16	17	18	19	20=(16+17+18+19)	21=(5-10)	22=(10-15)	23
II. Automatic Appropriations																						
RLIP				-	-				-					-						-	-	-
Sub-Total, Automatic Appropriations				-	-				-					-						-	-	-
PS				-	-				-					-						-	-	-
MOOE				-	-				-					-						-	-	-
Fin Exp. (if applicable)				-	-				-					-						-	-	-
CO				-	-				-					-						-	-	-
III. Special Purpose Fund (Please specify)																						
MPBF-PS	50100000 00			-	-				-					-						-	-	-
Pension and Gratuity Fund	50104010 01			-	-				-					-						-	-	-
Sub-Total, Special Purpose Fund				-	-				-					-						-	-	-
PS				-	-				-					-						-	-	-
MOOE				-	-				-					-						-	-	-
Fin Exp. (if applicable)				-	-				-					-						-	-	-
CO				-	-				-					-						-	-	-
GRAND TOTAL		23,424,826.49	-	23,424,826.49	23,424,826.49	-	-	-	23,424,826.49	12,863,840.00	2,421,300.00	2,258,970.48	-	17,544,110.48	11,793,935.00	3,309,885.00	2,258,970.48	-	17,362,790.48	-	5,880,716.01	181,320.00
PS		-		-	-				-					-						-	-	-
MOOE		17,544,110.48		17,544,110.48	17,544,110.48				17,544,110.48	12,863,840.00	2,421,300.00	2,258,970.48	-	17,544,110.48	11,793,935.00	3,309,885.00	2,258,970.48	-	17,362,790.48	-	-	181,320.00
Fin Exp. (if applicable)		-		-	-				-					-						-	-	-
CO		5,880,716.01		5,880,716.01	5,880,716.01				5,880,716.01	-	-	-		-	-	-	-		-	5,880,716.01	-	-
Recapitulation by MFO:		17,544,110.48		17,544,110.48	17,544,110.48				17,544,110.48	12,863,840.00	2,421,300.00	2,258,970.48	-	17,544,110.48	11,793,935.00	3,309,885.00	2,258,970.48	-	17,362,790.48	-	-	181,320.00
MFO 1		17,544,110.48		17,544,110.48	17,544,110.48				17,544,110.48	12,863,840.00	2,421,300.00	2,258,970.48	-	17,544,110.48	11,793,935.00	3,309,885.00	2,258,970.48	-	17,362,790.48	-	-	181,320.00
MFO 2		-		-	-				-					-						-	-	-
MFO 3		-		-	-				-					-						-	-	-
MFO 4		-		-	-				-					-						-	-	-
OF WHICH:																						
Major Programs/Projects																						
KRA No. 2 - Poverty Reduction and Empowerment of the Poor and Vulnerable		23,424,826.49		23,424,826.49	23,424,826.49				23,424,826.49	12,863,840.00	2,421,300.00	2,258,970.48	-	17,544,110.48	11,793,935.00	3,309,885.00	2,258,970.48	-	17,362,790.48	-	5,880,716.01	181,320.00

Certified Correct: 
JESUS S. DANGANAN
 Budget Officer
 Date:

Certified Correct: 
JOHN ERWIN C. PANLILIO
 Chief Accountant
 Date:

Approved By: 
DR. MYRNA O. MALLARI
 President
 Date: